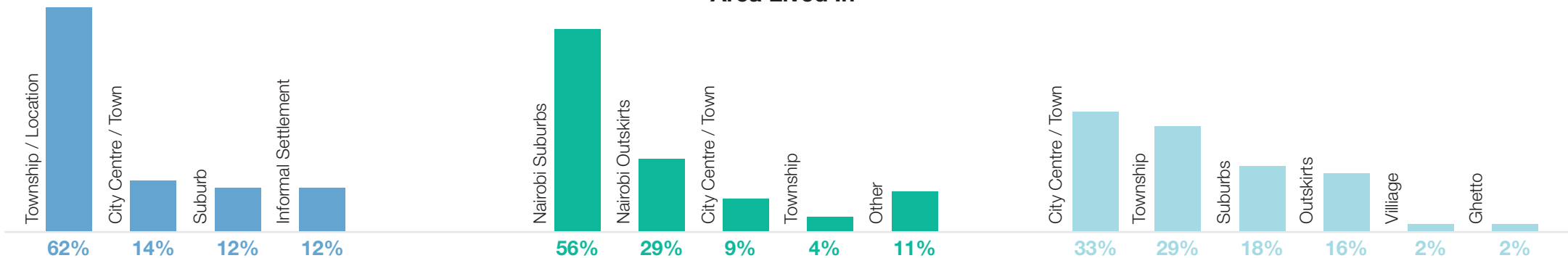




Type of Home

Backyard dwelling / Room in someone's backyard	31%	0%	0%
A shared house / flat	28%	31%	37%
Shack / Informal structure	24%	27%	2%
A house or flat on my own or with just my family	11%	9%	35%
I do not currently have a permanent home	4%	27%	14%
I live with my employer	1%	4%	12%
I am homeless	0%	2%	0%

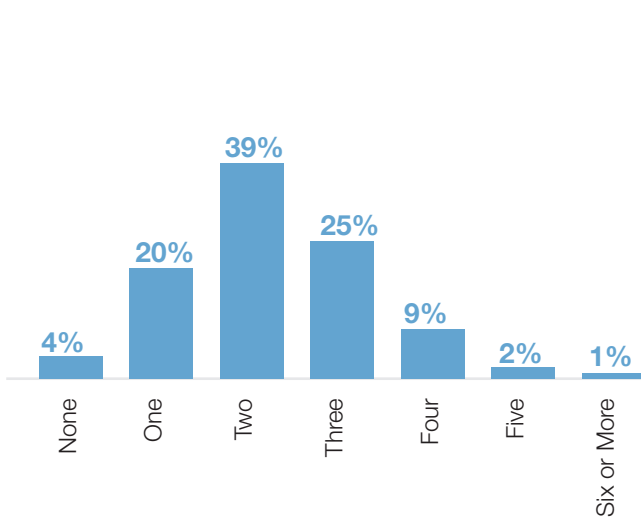
Area Lived In



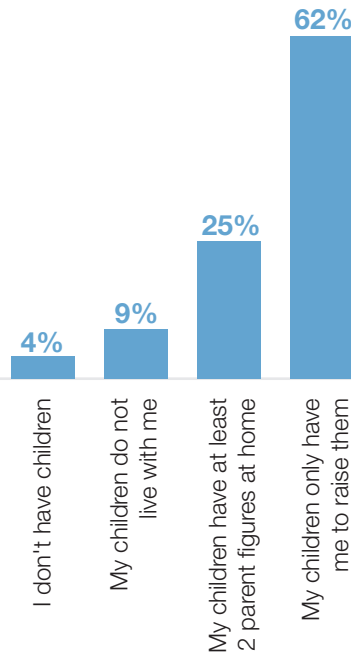


Age and gender of respondents	Female	Male	SA	KENYA	
19 - 26	6%	1%	7%	27%	17%
26 - 33	25%	2%	27%	42%	40%
33 - 40	34%	1%	36%	25%	35%
40 - 47	20%	1%	21%	5%	6%
47 - 54	8%	0%	8%	0%	2%
54 - 61	1%	0%	1%	0%	0%
61 - 68	0%	0%	0%	0%	0%

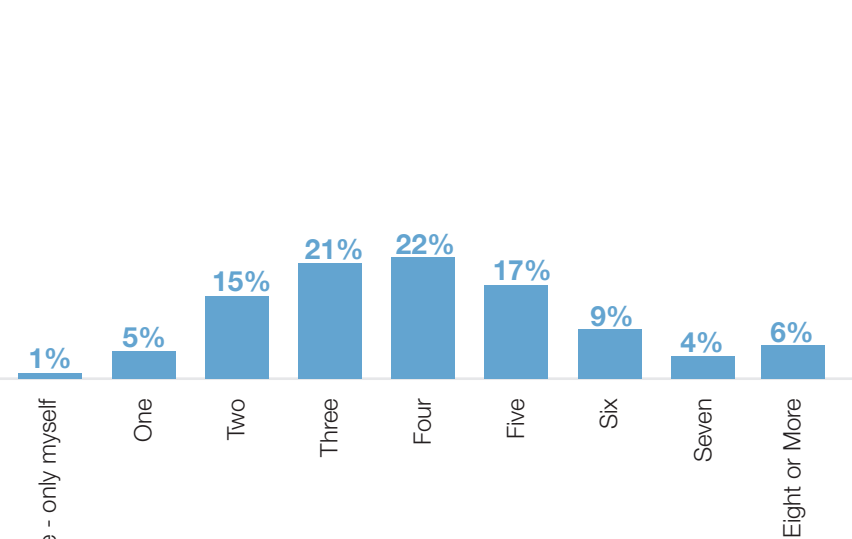
Number of children - How many children of your own do you have?



Raising children - do you raise the children with the help of the another household parent-figure? A parent-figure can be any adult who lives with you and your children and helps to raise your children?



Financial dependents - How many children AND adults do you support financially?



ADDENDUM



Earnings¹ of domestic workers

	By Gender		By Province			By primary role/(s)					
	ALL	Female	Male	Gauteng	WC	Other	Cleaning	Gardening	Childcare	Elderly care	Cooking
Less than R1500	21%	20%	28%	18%	23%	34%	21%	29%	15%	19%	16%
R1501 - R2000 a month	15%	15%	16%	14%	15%	21%	15%	17%	13%	14%	17%
R2001 - R2500 a month	13%	13%	14%	13%	14%	14%	14%	16%	13%	14%	14%
R2501 - R3000 a month	18%	18%	12%	19%	18%	15%	18%	11%	17%	16%	16%
R3001 - R4000 a month	19%	20%	15%	22%	18%	9%	19%	15%	22%	20%	18%
R4001 - R5000 a month	9%	9%	8%	10%	8%	6%	10%	9%	11%	11%	13%
R5001 - R6000 a month	3%	3%	5%	3%	3%	0%	3%	3%	5%	4%	3%
R6001 - R7000 a month	1%	1%	2%	1%	1%	0%	1%		2%	2%	3%
R7001 - R8000 a month	0%	0%	0%	0%	0%	0%	0%		0%	0%	0%
More than R8000 a month	0%	0%	0%	0%	0%	0%	0%		0%	0%	

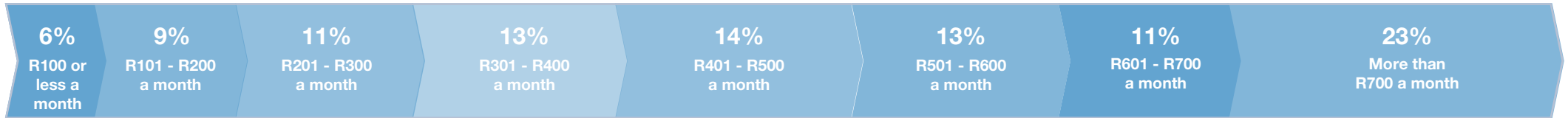
Notes: ¹How much money do YOU earn on average per month as a domestic worker in 2021? Including tips, transport money, and any additional pay from your employer. If you are not currently working, how much were you earning when working as a domestic worker? Only include income from domestic work.




How much do you spend per month on FOOD in 2021?



How much do you spend per month on TRANSPORT in 2021?



How much do you spend per month on RENT OR BOND in 2021?



How much do you spend per month on ELECTRICITY in 2021?



How much do you spend per month on DATA in 2021?



How much do you spend per year on school fees in 2021?





How much money do YOU earn on average per month from OTHER work in 2021? Include all work that YOU do that is NOT domestic work.

I only earn money from domestic work	56%
Less than R1500	13%
R1501 - R2000 a month	7%
R2001 - R2500 a month	5%
R2501 - R3000 a month	7%
R3001 - R4000 a month	7%
R4001 - R5000 a month	3%
R5001 - R6000 a month	1%
R6001 - R7000 a month	0%
R7001 - R8000 a month	0%
More than R8000 a month	0%

How much money do YOU receive from OTHER sources on average per month in 2021? Include any income that other members of your household contribute, and income from child maintenance, a private pension, or insurance policy payout. DO NOT include SASSA grant money.

R0 - Only one earning money in household	64%
Less than R1000	15%
R1001 - R1500 a month	6%
R1501 - R2000 a month	4%
R2001 - R2500 a month	2%
R2501 - R3000 a month	3%
R3001 - R4000 a month	3%
R4001 - R5000 a month	2%
R5001 - R6000 a month	1%
R6001 - R7000 a month	1%
More than R7000 a month	0%

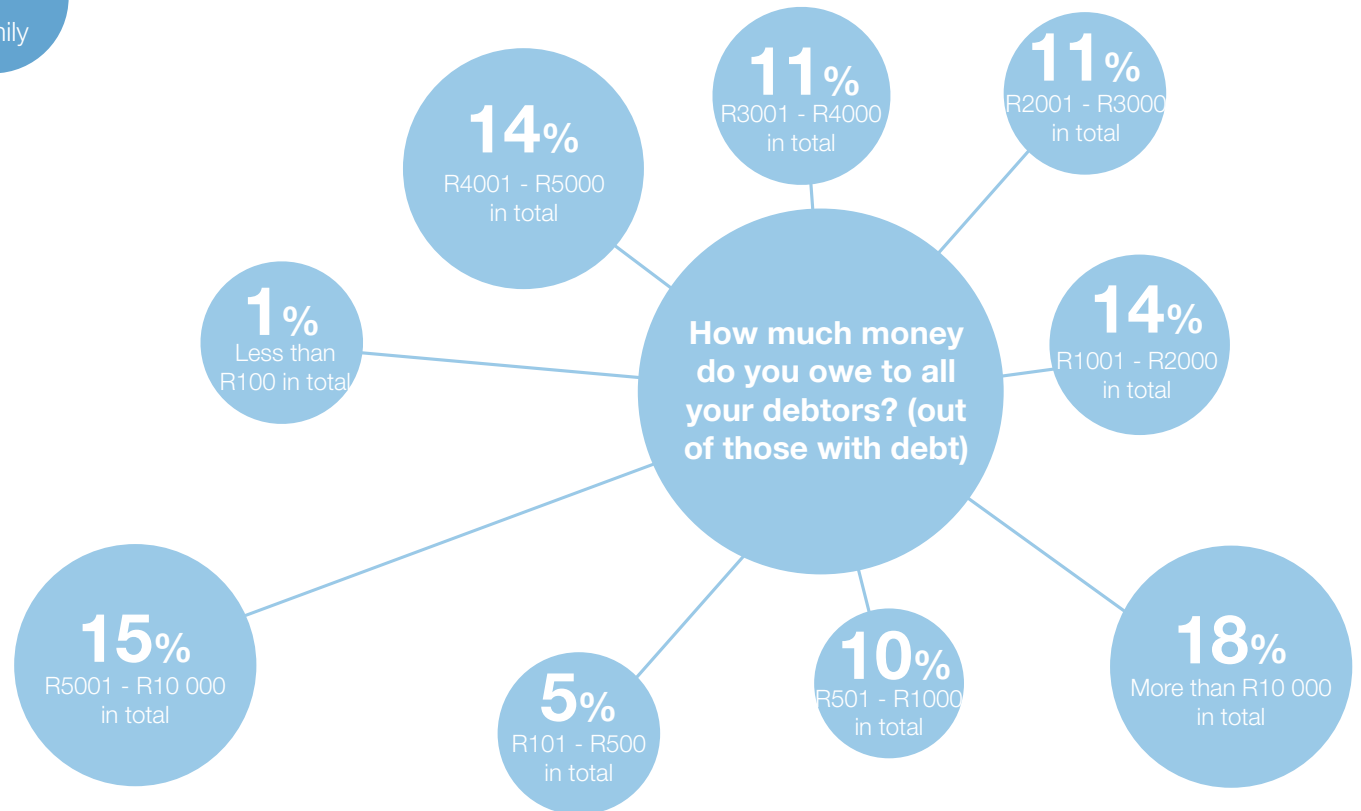
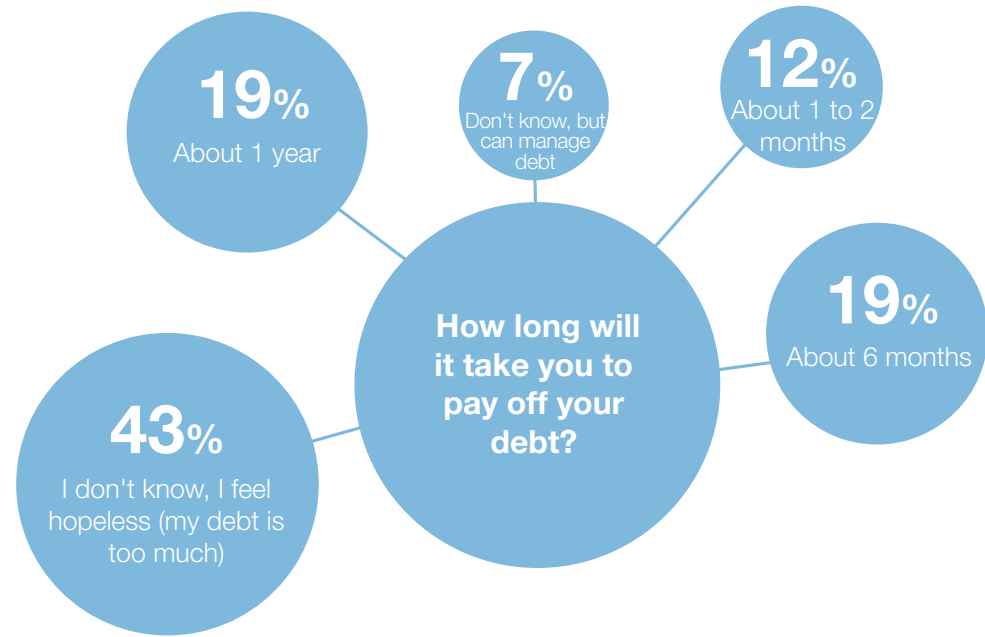
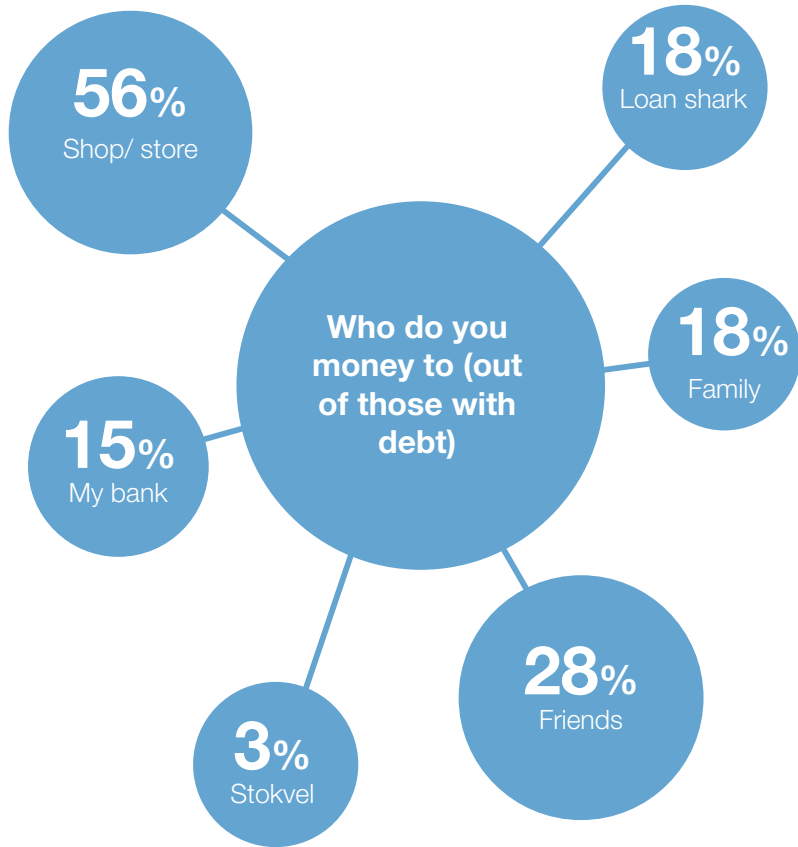
How much money do you receive from SASSA grants on average per month in 2021? Include any income from grants earned by ANY member of your household.

R0 - Does not receive any income from SASSA grants	19%
Less than R500	33%
R500 - R1000 a month	27%
R1001 - R1500 a month	11%
R1501 - R2000 a month	5%
R2001 - R2500 a month	2%
R2501 - R3000 a month	1%
R3001 - R4000 a month	1%
R4001 - R5000 a month	1%
R5001 - R6000 a month	0%
R6001 - R7000 a month	0%



	How much money do you receive from OTHER sources on average per month in 2021?	How much money do YOU earn on average per month from OTHER work in 2021?
I only earn money from domestic work	82%	65%
Less than KSH 6000	11%	11%
KSH 6000- KSH 9000 a month	4%	7%
KSH 9001 - KSH 12000 a month	0%	5%
KSH 12001 - KSH 15000 a month	0%	7%
KSH 15001 - KSH 18000 a month	0%	2%
KSH 18001 - KSH 21000 a month	2%	0%
KSH 21001 - KSH 24000 a month	0%	2%
KSH 24001 - KSH 27000 a month	2%	0%

	How much money do you receive from OTHER sources on average per month in 2021?	How much money do YOU earn on average per month from OTHER work in 2021?
I only earn money from domestic work	56%	51%
Less than NGN 6000	13%	6%
More than NGN 27000 a month	7%	14%
NGN 12001 - NGN 15000 a month	5%	2%
NGN 15001 - NGN 18000 a month	7%	4%
NGN 18001 - NGN 21000 a month	7%	2%
NGN 21001 - NGN 24000 a month	3%	4%
NGN 24001 - NGN 27000 a month	1%	2%
NGN 6000 - NGN 9000 a month	0%	6%
NGN 9001 - NGN 12000 a month	0%	8%




ADDENDUM



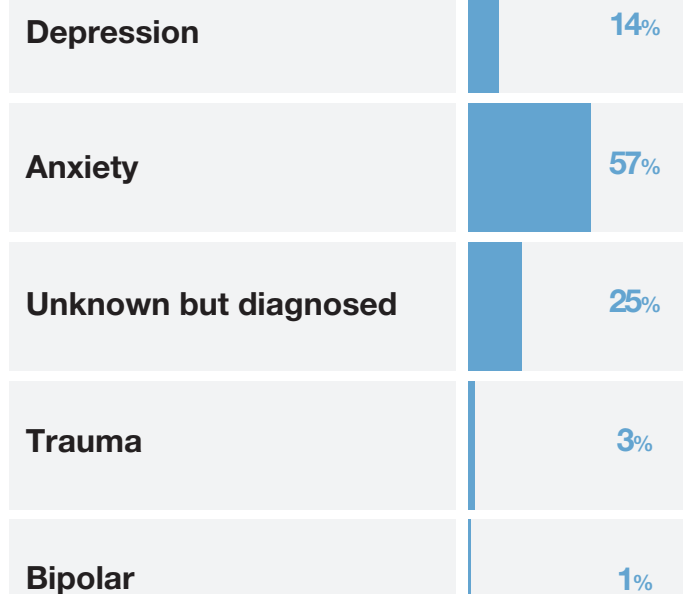
In a normal week (when you are working as a domestic worker), how many days of the week are you doing domestic work?



On the days you go to clients / employers, how many hours on average are you working for in the day?



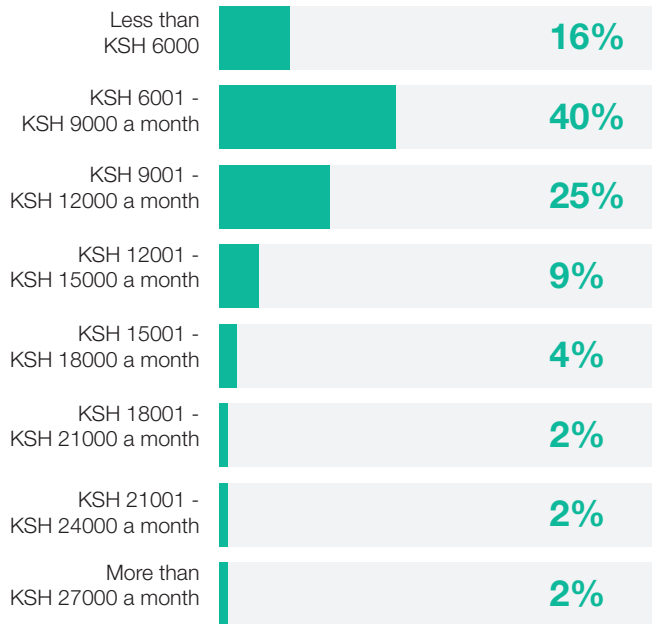
In 2021, on average, how long is it taking you to get from home to your clients/employers?



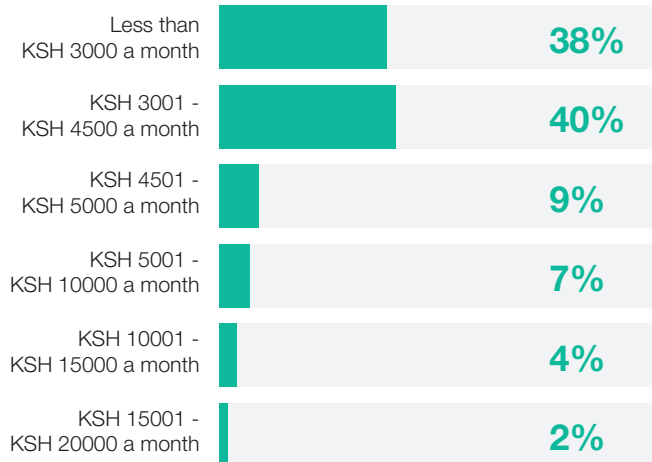
Notes: ¹How much money do YOU earn on average per month as a domestic worker in 2021? Including tips, transport money, and any additional pay from your employer. If you are not currently working, how much were you earning when working as a domestic worker? Only include income from domestic work.



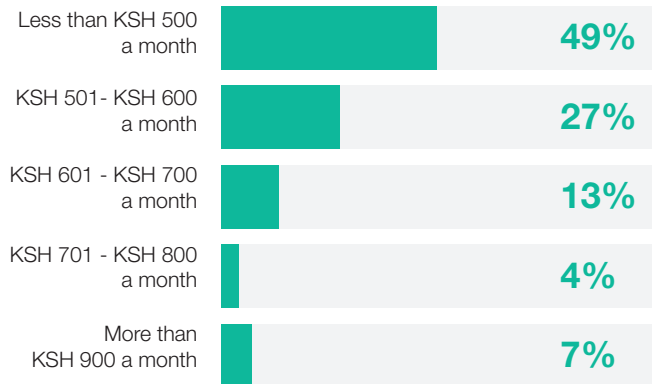
Kenya earnings¹



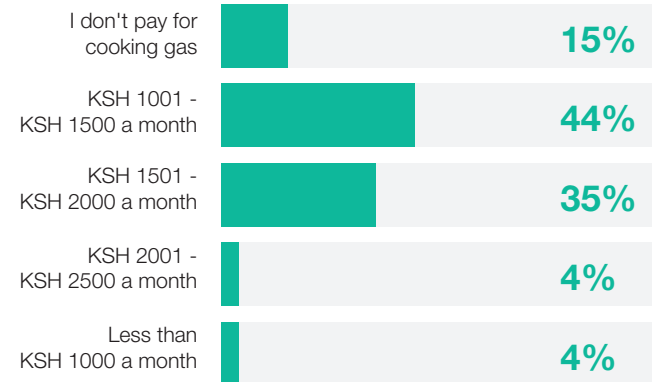
Spend per month on FOOD in 2021



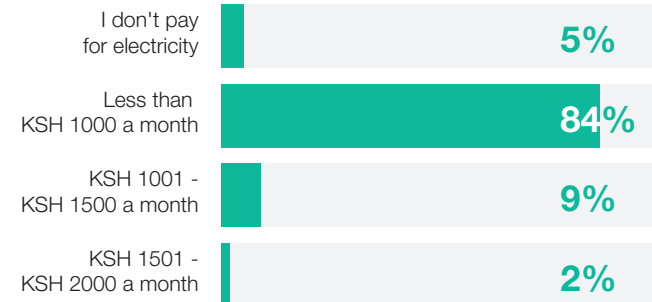
Spend per month on DATA in 2021



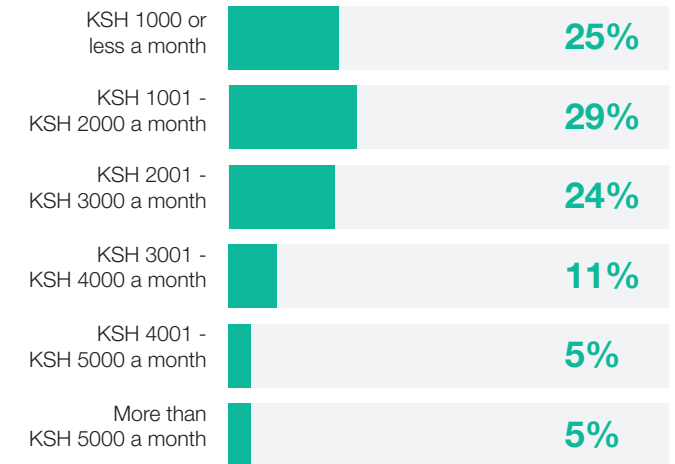
Spend per month on COOKING GAS in 2021



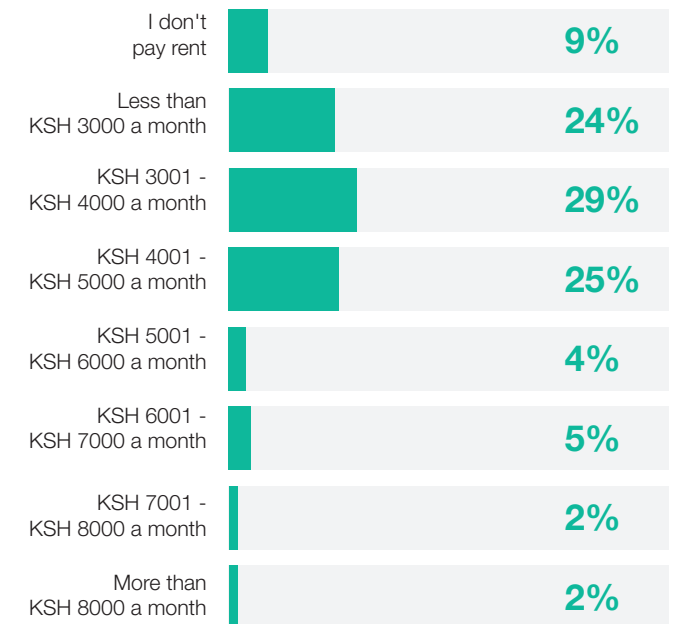
Spend per month on ELECTRICITY in 2021



Spend per month on TRANSPORT in 2021

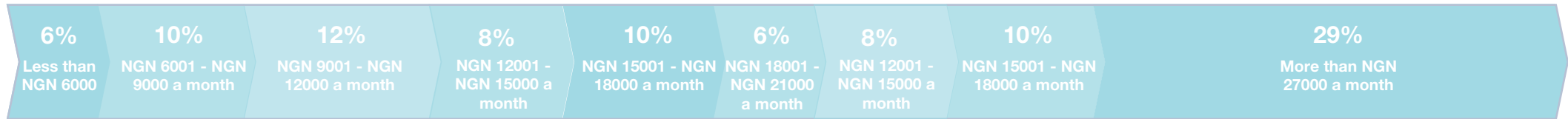


Spend per month on RENT in 2021

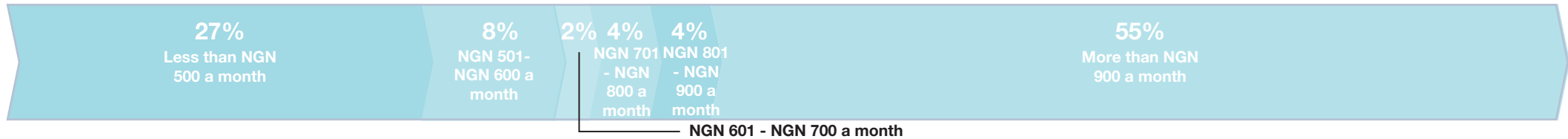




Nigeria earnings



How much do you spend per month on DATA in 2021



How much do you spend per month on RENT in 2021



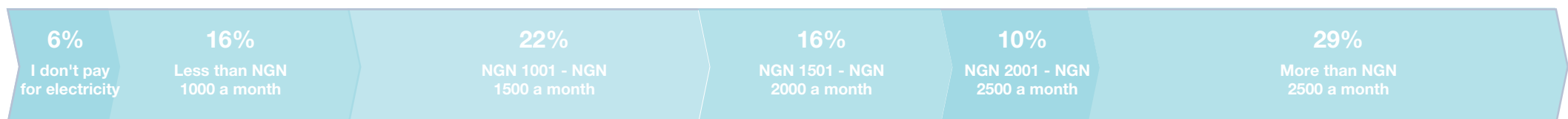
How much do you spend per month on FOOD in 2021



How much do you spend per month on TRANSPORT in 2021



How much do you spend per month on ELECTRICITY in 2021





	SA Total	SA Nationals	Non-Nationals		
Did you get tested for COVID at any point?					
Yes	64%	65%	63%	44%	27%
No	36%	35%	37%	56%	73%
IF tested for COVID, did it cost you anything?					
My test was free	76%	86%	69%	74%	77%
I paid something for my test	24%	14%	31%	26%	23%
Did you get sick with COVID at any point?					
Yes	3%	3%	2%		
No	96%	96%	96%		
Prefer not to answer	2%	2%	2%		
Do you know anyone who passed away because of COVID? (multiple responses allowed)					
No	61%	56%	64%	64%	90%
Yes, someone in my community	26%	31%	22%	32%	6%
Yes, someone in my extended family	13%	16%	11%	2%	2%
Yes, someone in my immediate family	4%	5%	3%	0%	2%
Yes, a friend	6%	7%	6%	7%	2%
If it's available to you, would you want COVID-19 vaccine?					
Yes / already vaccinated	57%	64%	57%	75%	67%
No	17%	14%	17%	5%	8%
I'm undecided	26%	22%	26%	20%	24%

If it is available to you, would you want to have a COVID-19 vaccine?

26% I'm undecided

17% No

57% Yes



How do you take care of your mental health (multiple options allowed)

Going to church / Spending time with your minister or religious community	35%
Spending time with friends or family	30%
Exercise / Spend time outdoors	27%
Nothing (I don't do anything specific to take care of my mental health)	15%
Volunteering to help others	10%
Taking medication	5%
Seeing a mental health specialist (like a therapist or psychologist)	4%

What negatively impacts your mental health THE MOST?

Unemployment	52%
Debt / Financial Stress	25%
Family Problems	15%
Domestic Abuse	2%
Housing / Threat of losing your home	2%
Crime	2%
Community Violence	1%

If you have been diagnosed with a mental illness by a nurse or mental health professional in the past year, what diagnosis did you receive? (multiple options allowed)

Depression	72%
Anxiety	25%
Unknown but diagnosed	12%
Trauma	6%
Bipolar	1%
Alcohol abuse	1%
Schizophrenia	0%
Drug abuse	0%