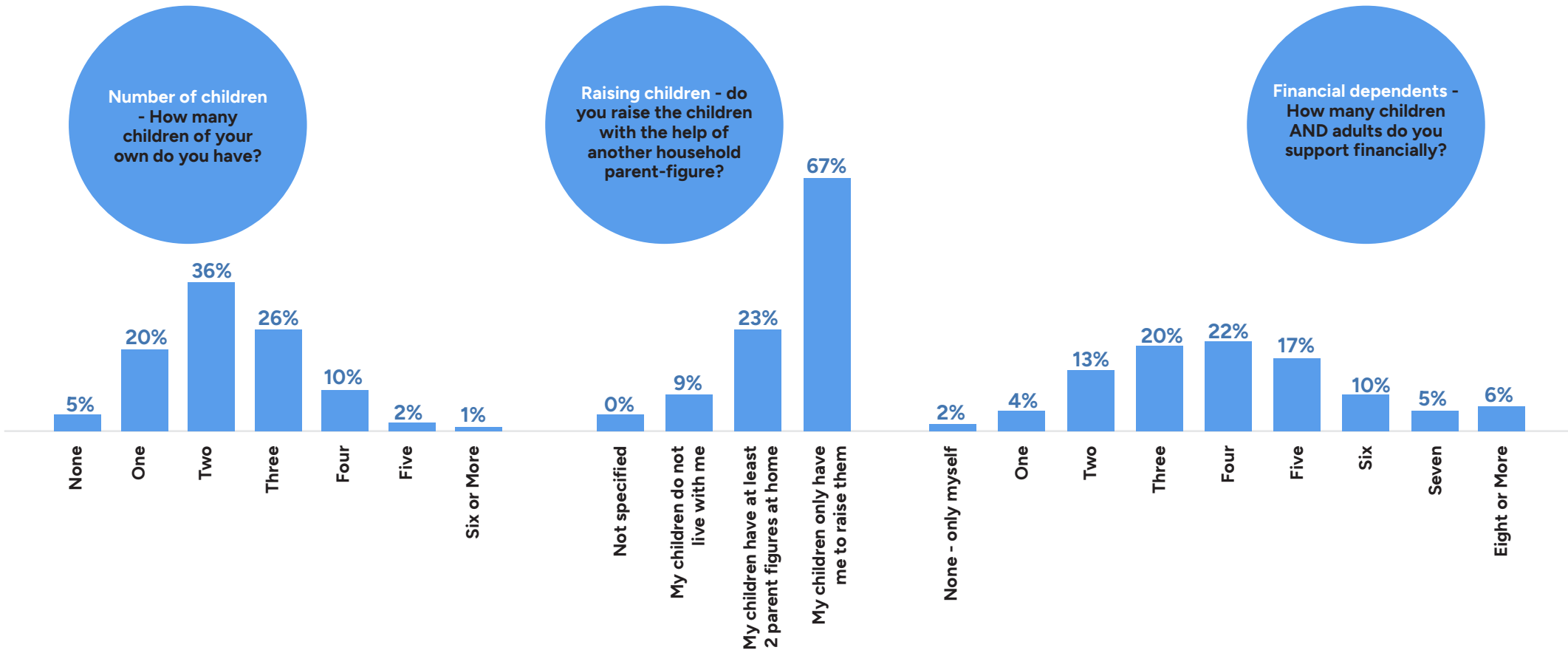


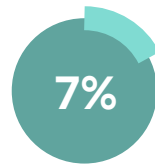


**2024 DOMESTIC  
WORKER ANNUAL  
REPORT ADDENDUM**  
SOUTH AFRICA

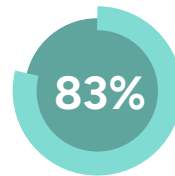
Age and gender of respondents			
Age bracket	Female	Male	Other / Prefer not to say
18 - 24	4%	7%	3%
26 - 34	35%	39%	43%
36 - 44	42%	38%	35%
46 - 54	18%	11%	16%
55 - 64	2%	4%	3%
65+	0%	1%	0%



Are you currently the **main earner** ("breadwinner") in your household?



No

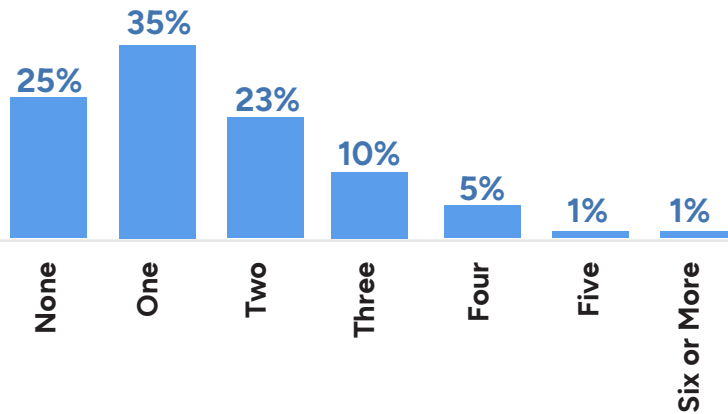


Yes

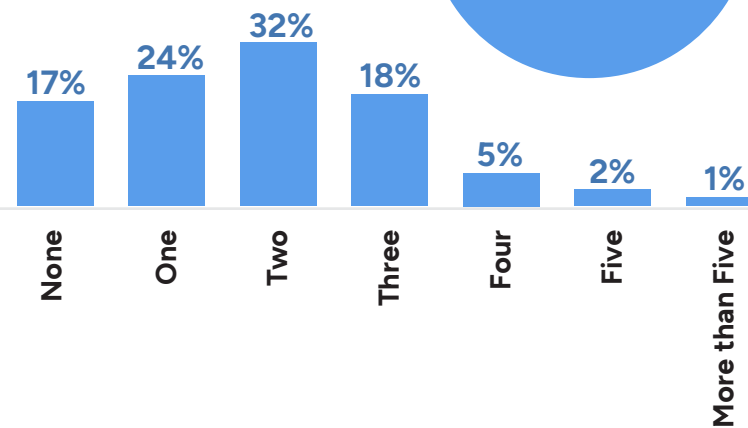


Sometimes

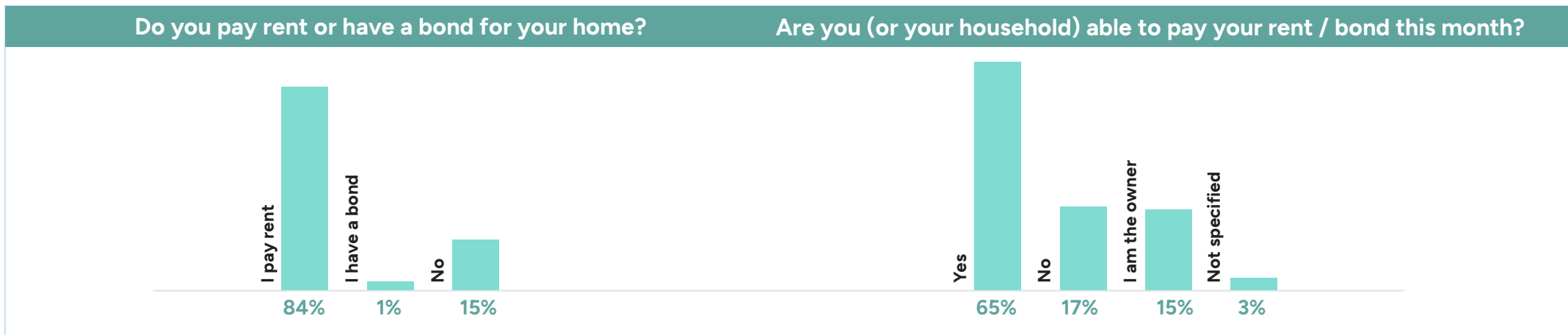
Number of adults  
- How many adults  
do you live with?



Number of children  
- How many children  
(under 18) do you  
live with?



Who owns the home you live in?	
Landlord	76%
Family / friend	10%
I am the owner	8%
I share ownership with someone else	2%
My employer	2%
Government	1%
Not specified	1%
I do not have a permanent home / I am homeless	0%



Spend per month (RENT or a BOND)	Median expenditure values (2024)
A house or flat on my own or with just my family	R933
A shared house / flat	R1 885
Backyard dwelling / Room in someone's backyard	R1 311
Shack / Informal structure	R543
I do not currently have a permanent home	R543

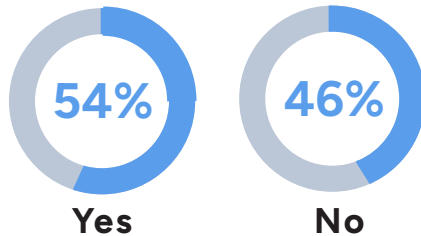
Spend per month (RENT or a BOND)	Total	Nationality - South African	Nationality - Other
A house or flat on my own or with just my family	R933	R0	R2 481
A shared house / flat	R1 885	R1 301	R1 983
Backyard dwelling / Room in someone's backyard	R1 311	R1 136	R1 375
Shack / Informal structure	R543	R0	R948

# Unemployment Demographics

The 2024 survey explored the demographics and previous responsibilities of those individuals who used to work as a domestic worker longer than one year ago but are now unemployed.

The majority of these respondents were women (93%) and between the ages of 26 and 41 (67%). Just under one third of respondents (32%) said they had at one point worked on the SweepSouth platform. The nationality of the respondents was mostly South African (70%) with the majority of the remainder made up of those from Zimbabwe (26%). The vast majority of respondents (93%) reported that cleaning is one of their primary roles while just under one in three respondents (32%) reported childcare as one of their primary roles.

Have you ever worked on the SweepSouth platform?



GENDER



Median Age

35

When you worked as a domestic worker, what was your primary role?



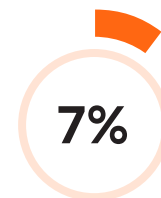
Cleaning



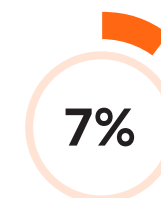
Childcare



Cooking



Elderly care



Special care\*



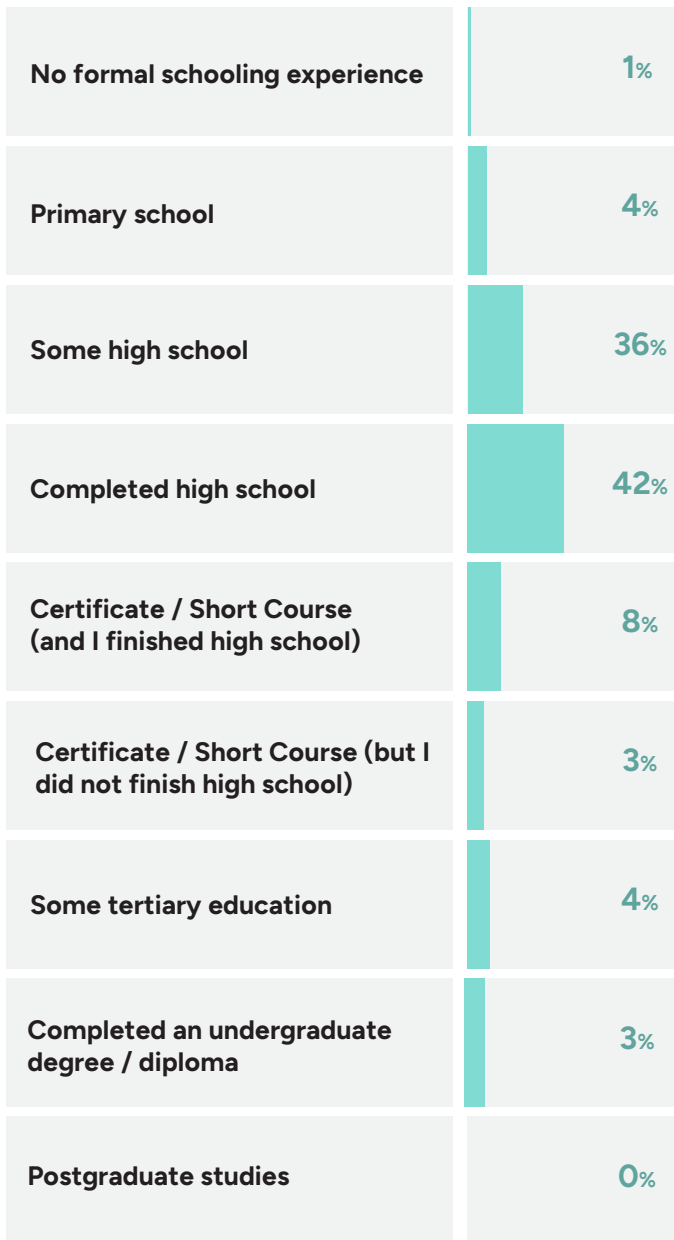
Gardening

\*Care for a child or adult with special needs, such as a mental or physical disability.

# ADDENDUM

# Education

## What is your highest level of education?



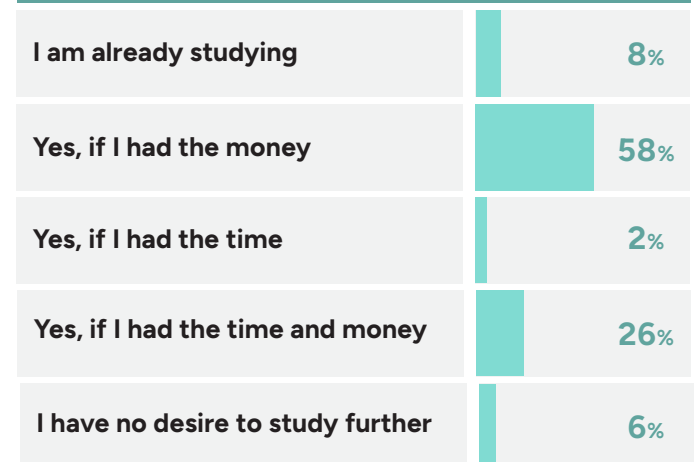
## Are you currently furthering your education?



## Do you use free online education resources to help with your own education or your children's education?



## Do you want to further your education?



## Earnings from domestic work

	By Gender		By Province			By Nationality		
	ALL	Female	Male	Gauteng	WC	Other	South Africa	Other
Less than R1500	12%	11%	17%	12%	10%	20%	19%	7%
R1501 - R2000 a month	9%	8%	10%	9%	7%	13%	12%	6%
R2001 - R2500 a month	7%	7%	9%	7%	8%	10%	9%	7%
R2501 - R3000 a month	15%	16%	13%	16%	14%	19%	15%	15%
R3001 - R4000 a month	21%	21%	18%	20%	22%	20%	17%	23%
R4001 - R5000 a month	19%	19%	16%	19%	20%	12%	14%	22%
R5001 - R6000 a month	10%	10%	10%	9%	12%	3%	7%	12%
R6001 - R7000 a month	4%	4%	3%	4%	4%	2%	4%	4%
R7001 - R8000 a month	2%	2%	2%	2%	3%	0%	2%	3%
More than R8000 a month	1%	1%	2%	1%	2%	0%	1%	1%

Notes: How much money do YOU earn on average per month as a domestic worker? Including tips, transport money, and any additional pay from your employer. If you are not currently working, how much were you earning when working as a domestic worker? Only include income from domestic work.



## Earnings from domestic work

	By Work Type		By Primary Roles					
	Full-time one client	Part-time multiple clients	Cleaning	Gardening	Childcare	Elderly care	Cooking	Special care
Less than R1500	8%	12%	11%	16%	9%	11%	10%	11%
R1501 - R2000 a month	7%	9%	9%	9%	6%	8%	8%	6%
R2001 - R2500 a month	6%	8%	7%	11%	7%	8%	7%	7%
R2501 - R3000 a month	15%	15%	15%	12%	17%	17%	15%	20%
R3001 - R4000 a month	19%	21%	21%	18%	21%	21%	22%	18%
R4001 - R5000 a month	21%	18%	19%	20%	20%	20%	19%	23%
R5001 - R6000 a month	11%	10%	10%	7%	10%	9%	9%	8%
R6001 - R7000 a month	6%	4%	4%	4%	5%	3%	5%	4%
R7001 - R8000 a month	4%	2%	2%	2%	3%	2%	4%	2%
More than R8000 a month	2%	1%	1%	2%	1%	1%	1%	1%

Notes: How much money do YOU earn on average per month as a domestic worker? Including tips, transport money, and any additional pay from your employer. If you are not currently working, how much were you earning when working as a domestic worker? Only include income from domestic work.

# ADDENDUM

How much money do YOU earn on average per month from OTHER work? Include all work that YOU do that is NOT domestic work.

I only earn money from domestic work		52%
Less than R1500		14%
R1501 - R2000 a month		7%
R2001 - R2500 a month		4%
R2501 - R3000 a month		6%
R3001 - R4000 a month		6%
R4001 - R5000 a month		5%
R5001 - R6000 a month		4%
R6001 - R7000 a month		1%
R7001 - R8000 a month		1%
More than R8000 a month		0%

How much money do YOU receive from OTHER sources on average per month? Include any income that other members of your household contribute, and income from child maintenance, a private pension, or insurance policy payout. DO NOT include SASSA grant money.






R0 - Only one earning money in household		64%
Less than R1000		14%
R1001 - R1500 a month		7%
R1501 - R2000 a month		3%
R2001 - R2500 a month		2%
R2501 - R3000 a month		3%
R3001 - R4000 a month		2%
R4001 - R5000 a month		2%
R5001 - R6000 a month		1%
R6001 - R7000 a month		1%
More than R7000 a month		1%

# Additional Income

How much money do you receive from SASSA grants on average per month? Include any income from grants earned by ANY member of your household.

R0 - Does not receive any income from SASSA grants		72%
Less than R500		6%
R500 - R1000 a month		13%
R1001 - R1500 a month		4%
R1501 - R2000 a month		2%
R2001 - R2500 a month		1%
R2501 - R3000 a month		1%
R3001 - R4000 a month		0%
R4001 - R5000 a month		0%
R5001 - R6000 a month		0%
Not specified		1%

Did you or anyone in your household receive financial support from the government (like SASSA grants) in the last 3 months?

No-one in my household receives any grants		72%
Child support grant		24%
Old age pension		3%
COVID grant		3%
Disability grant		1%
Foster child grant		0%
Care dependency grant		0%
Other grant		0%



## How much do you spend per month on FOOD?



## How much do you spend per month on TRANSPORT?



## How much do you spend per month on RENT OR BOND?



## How much do you spend per month on ELECTRICITY?



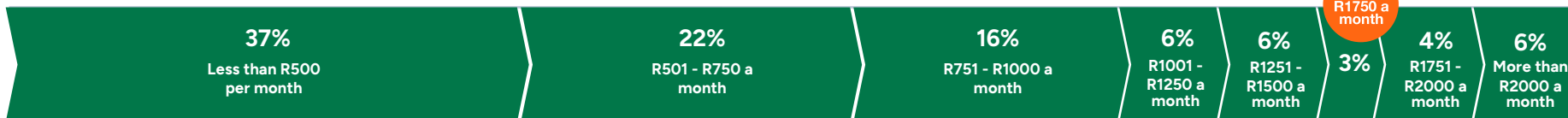
## How much do you spend per month on DATA & AIRTIME?



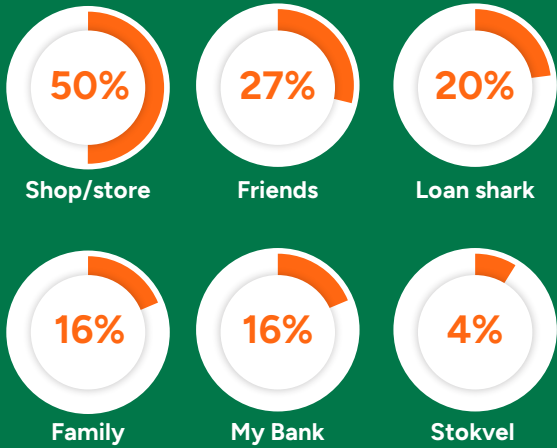
## How much do you spend per year on SCHOOL FEES?



## How much do you spend on OTHER ITEMS?



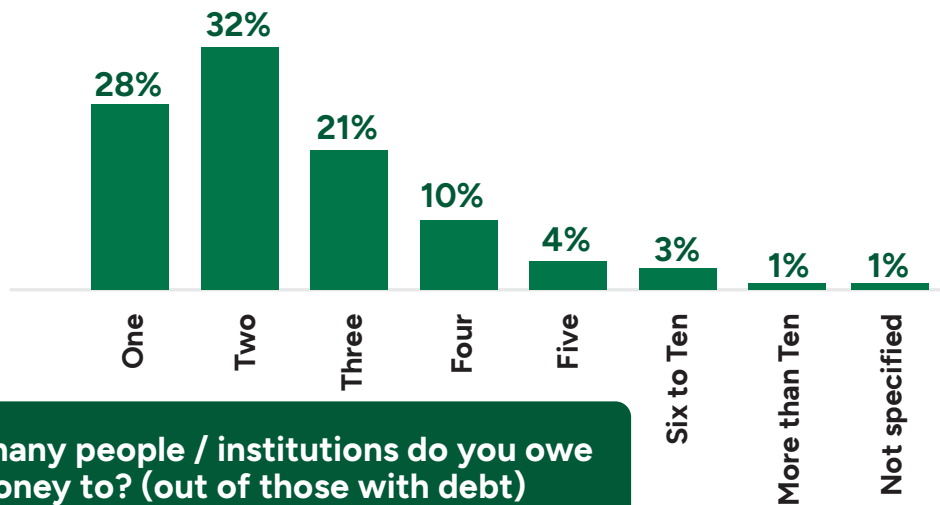
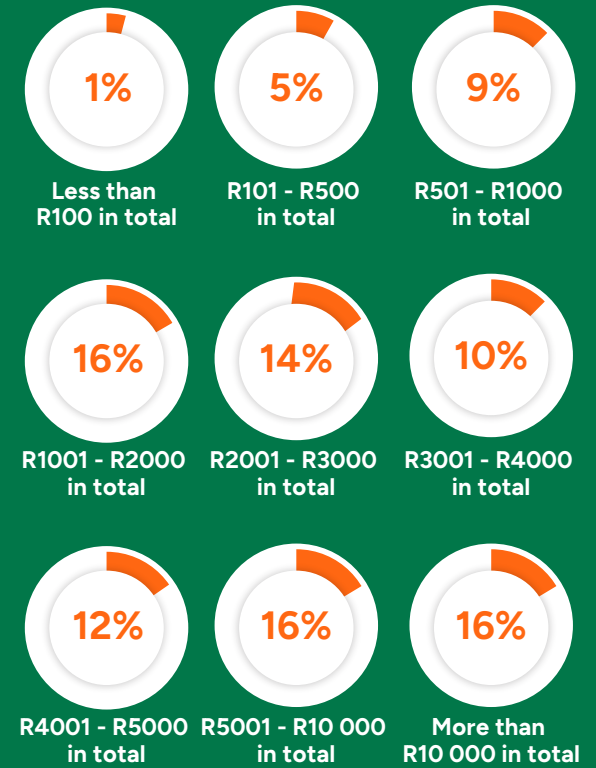
## Who do you owe money to? (out of those with debt)



## How long will it take you to pay off your debt? (out of those with debt)



## How much money do you owe to all your debtors? (out of those with debt)



How many people / institutions do you owe money to? (out of those with debt)

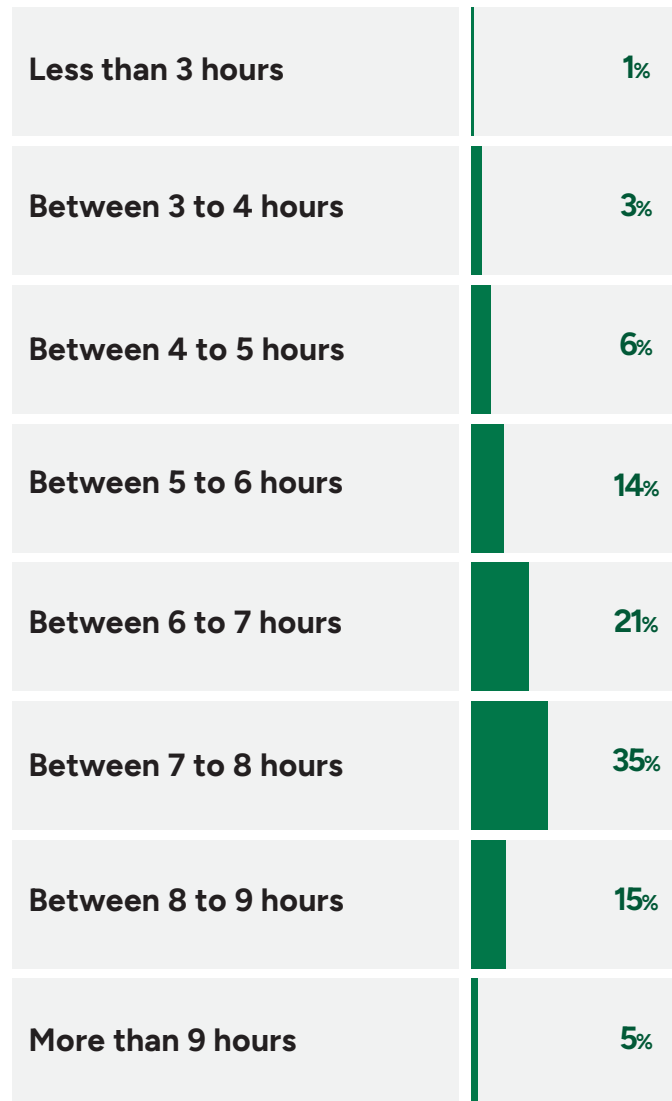
# ADDENDUM

# Working conditions

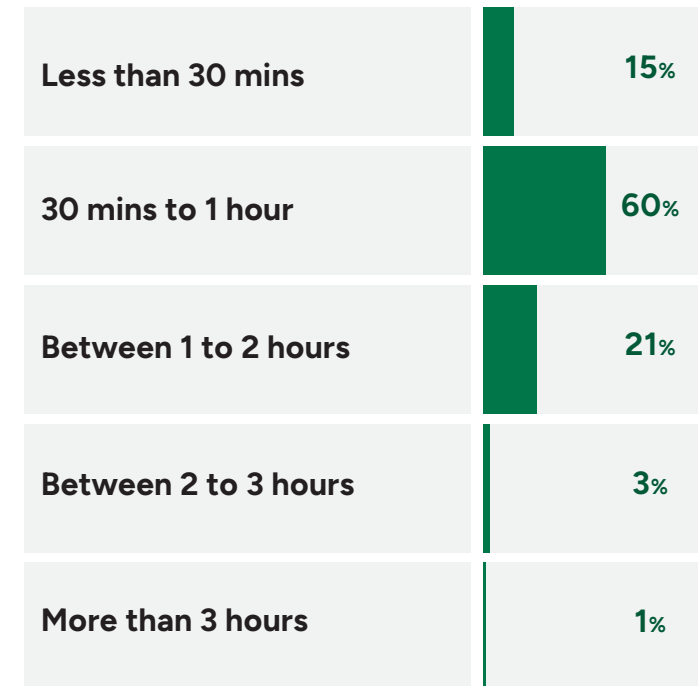
In a normal week (when you are working as a domestic worker), how many days of the week are you doing domestic work?



On the days you go to clients / employers, how many hours on average are you working for in the day?



On a normal day, how long does it take you to get from home to your clients/employers?



# ADDENDUM

# Working conditions

Do you feel safe travelling to your clients/employers?

Yes - always **51%**

Yes - most of the time **34%**

No - not often **14%**

No - never **1%**

Are you registered for UIF?  
(Unemployment insurance fund)

Yes **7%**

No **77%**

I am not sure **15%**

Do you get paid leave?

Yes, I get paid leave **11%**

Yes, from some clients **10%**

No, I get no paid leave **79%**

Have you heard about the changes to Compensation for Occupational Injuries and Diseases Act (COIDA) which will protect domestic workers if they get injured, hurt or disabled while at work?

Yes, I know and understand the new changes **12%**

Yes, but I don't know much about it **29%**

No, I have not heard about this **59%**





What negatively impacts your mental health THE MOST?	Total	Female	Male
Unemployment	43%	43%	47%
Debt / Financial Stress	25%	25%	26%
Family Problems	23%	23%	20%
Crime	3%	3%	2%
Domestic Abuse	3%	3%	1%
Community Violence	2%	2%	2%
Housing / Threat of losing your home	2%	2%	1%

How do you take care of your mental health?	Total	Female	Male
Going to church / Spending time with your minister or religious community	39%	40%	30%
Exercise / Spend time outdoors	29%	28%	39%
Spending time with friends or family	29%	29%	31%
Volunteering to help others	9%	9%	12%
Taking medication	5%	5%	2%
Seeing a mental health specialist (like a therapist or psychologist)	4%	4%	6%
Nothing (I don't do anything specific to take care of my mental health)	15%	15%	12%

Which province of South Africa do you work in?

Nationality	Gauteng	Western Cape	Other
South Africa	40%	31%	83%
Zimbabwe	56%	64%	15%
Other	1%	1%	0%

# ADDENDUM

The majority of these respondents were women (90%) and between the ages of 26 and 41 (69%). Just over half of respondents (54%) said they had at one point worked on the SweepSouth platform.


The nationality of the respondents was mostly South African (71%) with the majority of the remainder made up of those from Zimbabwe (27%).

## Nationality:

**70%**  
South Africa

**26%**  
Zimbabwe

**4%**  
Other



## Now unemployed demographics

Which province of South Africa did you work in (when you last did domestic work)?

**49% Gauteng**

**35% Western Cape**

**13% Kwazulu-Natal**

**1% Eastern Cape**

**1% Limpopo**



## How long did you work for your previous employer?

Were you given notice that you would lose your job?	Less than 3 months	3 months to 1 year	1 to 3 years	3 to 5 years	More than 5 years	Not Specified
I was not given any notice	58%	44%	31%	29%	24%	57%
I was given one week's notice	16%	13%	10%	5%	2%	14%
I was given less than 1 month's notice	11%	16%	13%	14%	16%	14%
I was given more than 1 month's notice	16%	27%	46%	52%	57%	14%

Were you given notice that you would lose your job?	
I was not given any notice	34%
I was given one week's notice	9%
I was given less than 1 month's notice	14%
I was given more than 1 month's notice	43%

Did you receive any compensation from your employer when you left your job?	
Yes, I received one payment from my previous employer	37%
Yes, previous employer paid me for a period, but has stopped	12%
Yes, my previous employer is still paying me	1%
Yes, receive a pension from my employer or from a private pension fund	1%
No, I received no compensation	45%
Other	4%

## How long did you work for your previous employer?

Did you receive any compensation from your employer when you left your job?	Less than 3 months	3 months to 1 year	1 to 3 years	3 to 5 years	More than 5 years	Not specified
Yes, I received one payment from my previous employer	40%	39%	36%	34%	39%	14%
Yes, my previous employer kept paying me for a period, but has now stopped	4%	8%	12%	14%	22%	0%
Yes, my previous employer is still paying me	2%	1%	1%	1%	1%	0%
Yes, I receive a pension from my employer/private pension fund	2%	0%	1%	2%	4%	0%
No, I received no compensation	47%	47%	46%	48%	31%	71%
Other	4%	5%	4%	2%	2%	14%

## Why did you lose your job in the last year?

I chose to leave my job because of how my employer treated me (poor treatment or abuse)	3%
I chose to leave my job because of my health	3%
I chose to leave my job for other personal reasons	9%
I chose to leave my job to take care of a relative or child	6%
I lost my job for a different reason	16%
I reached retirement age	0%
I was dismissed by my employer	4%
My employer could not afford to pay me	25%
My employer moved home	34%

## If you lost your job due to your employer moving home, do you know where they moved to?

They moved to another place in the same city	7%
They moved to a different city in South Africa	23%
They moved overseas	58%
I don't know where they moved	12%

## If you were dismissed by your employer, why?

My employer was unhappy with the quality of my work	3%
I struggled to get to work on time	17%
I often could not go to work	3%
I was dismissed for a different valid reason	57%
I do not believe that I was dismissed for a valid reason	20%



## Were you a live-in worker with your previous employer?

No, I was live out (I did not live with my employer)	80%
Yes, I was live-in (I lived on the same property as my employer)	20%

## How long did you work for your previous employer?

Less than 3 months	6%
3 months to a year	19%
1 to 3 years	42%
3 to 5 years	18%
More than 5 years	14%
Not specified	1%

## Were you registered for UIF? (Unemployment insurance fund)



## If you were registered with the UIF, did you submit a claim?



## Have you been able to find other work since losing your job?

