

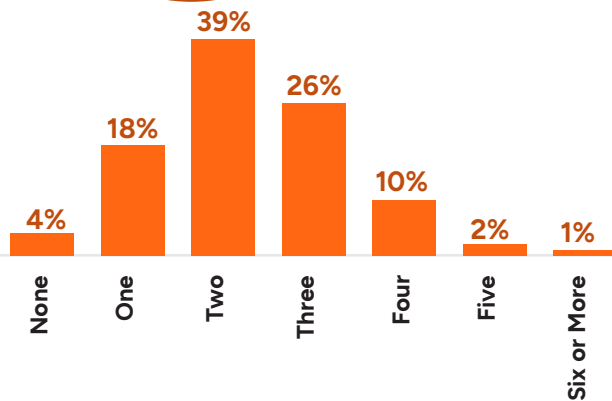
ADDENDUM

Household demographics

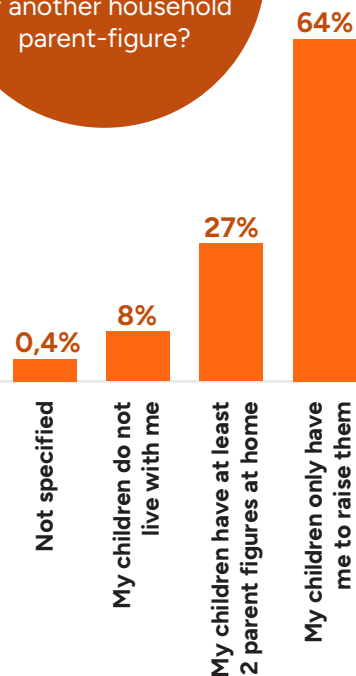
Age and gender of respondents

Age bracket	Female	Male	Other / Prefer not to say
18 - 24	3%	10%	0%
26 - 34	32%	38%	64%
36 - 44	43%	31%	29%
46 - 54	19%	17%	7%
55 - 64	3%	4%	0%
65+	0%	0%	0%

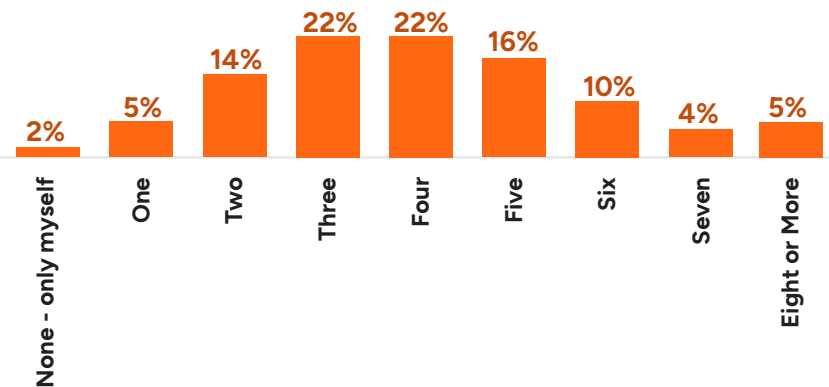
Number of children
- How many children of your own do you have?



Raising children
- do you raise the children with the help of another household parent-figure?



Financial dependents
- How many children AND adults do you support financially?



Are you currently the **main earner** ("breadwinner") in your household?

8%

No

82%

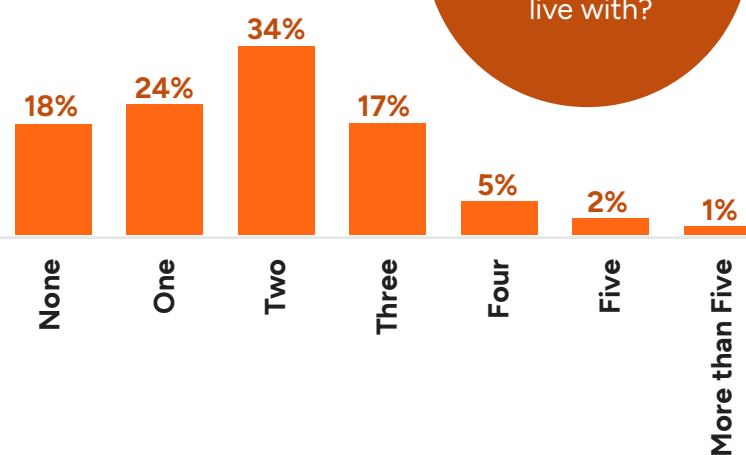
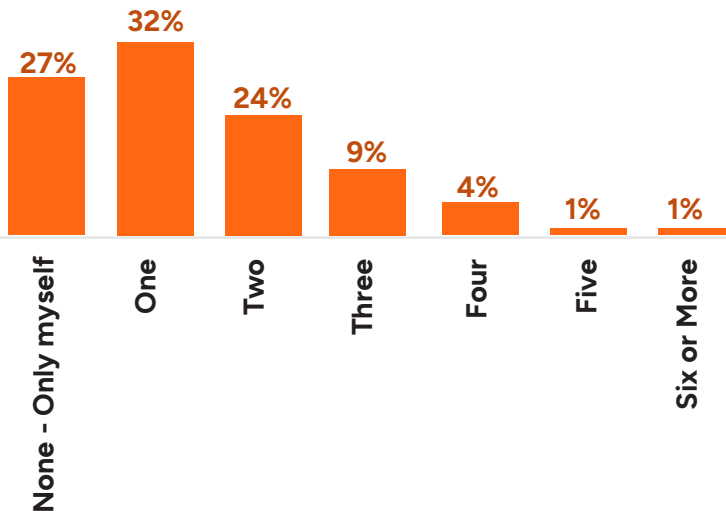
Yes

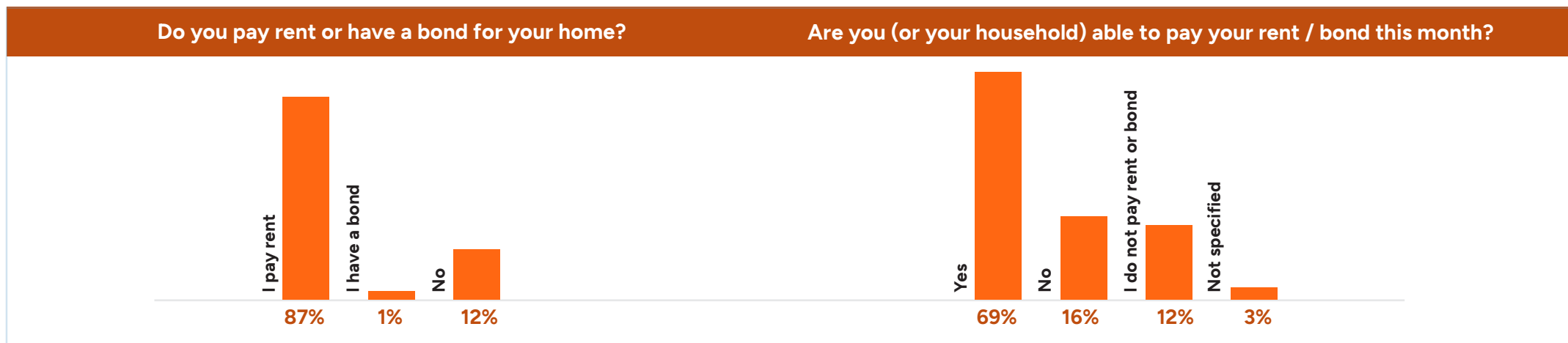
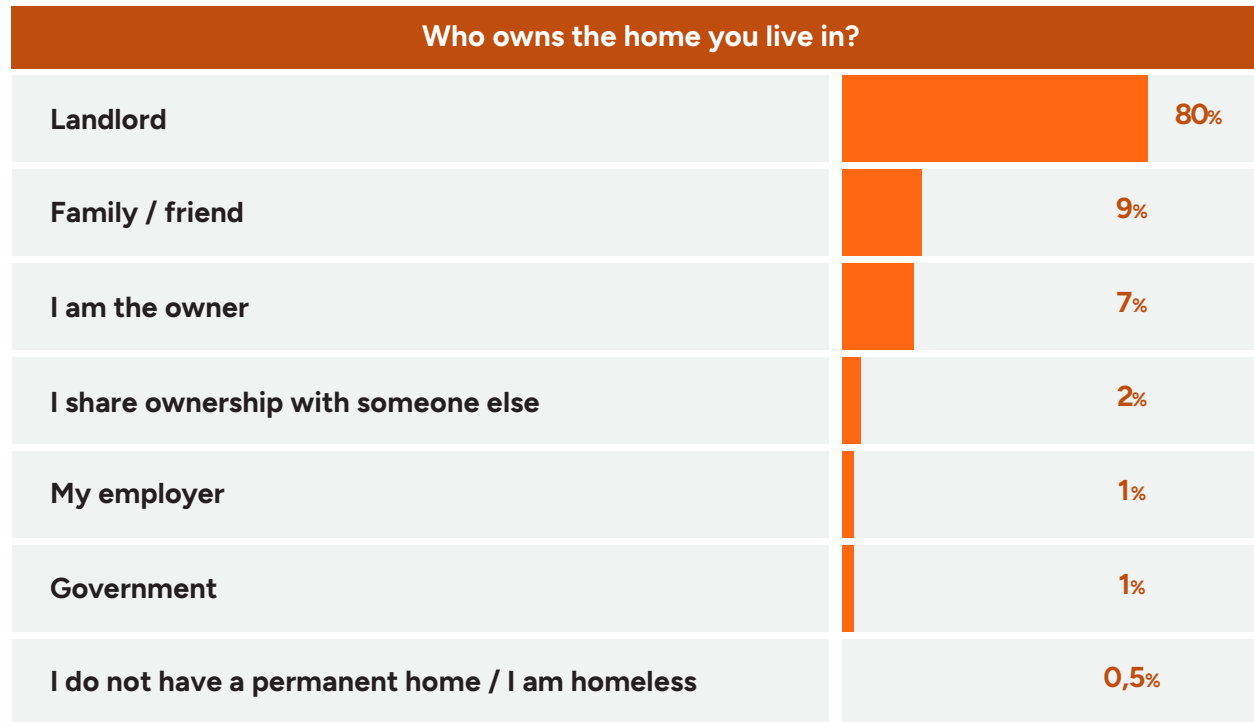
10%

Sometimes

Number of adults
- How many adults do you live with?

Number of children
- How many children (under 18) do you live with?





ADDENDUM

Education

What is your highest level of education?

No formal schooling experience	1%
Primary school	3%
Some high school	32%
Completed high school	43%
Certificate / Short Course (and I finished high school)	11%
Certificate / Short Course (but I did not finish high school)	3%
Some tertiary education	4%
Completed an undergraduate degree / diploma	3%
Postgraduate studies	0%

Are you currently furthering your education?

Yes, I am currently studying through an academic institution	6%
Yes, I currently study on my own	15%
Yes, I am doing practical courses	17%
No, I am not currently studying further	61%

Do you use free online education resources to help with your own education or your children's education?

Yes, I use free online education resources for myself	17%
Yes, I use free online education resources for my children	11%
Yes, I use free online education resources for myself and my children	14%
No, I do not use free online education resources	59%

Do you want to further your education?

I am already studying	8%
Yes, if I had the money	55%
Yes, if I had the time	2%
Yes, if I had the time and money	28%
I have no desire to study further	6%

Earnings from domestic work

		By Gender		By Province			By Nationality	
	ALL	Female	Male	GP	WC	Other	South Africa	Other
<R1500 a month	10%	9%	16%	10%	7%	22%	19%	5%
R1501 - R2000 a month	9%	9%	14%	9%	9%	18%	15%	7%
R2001 - R2500 a month	6%	6%	9%	6%	7%	6%	8%	6%
R2501 - R3000 a month	13%	13%	10%	13%	13%	14%	14%	12%
R3001 - R4000 a month	18%	18%	17%	18%	19%	12%	16%	19%
R4001 - R5000 a month	19%	19%	17%	20%	19%	15%	14%	22%
R5001 - R6000 a month	13%	13%	10%	13%	13%	6%	8%	15%
R6001 - R7000 a month	6%	6%	4%	7%	5%	4%	4%	7%
R7001 - R8000 a month	4%	4%	2%	3%	5%	2%	2%	5%
>R8000 a month	2%	2%	2%	1%	2%	1%	1%	2%

Notes: How much money do YOU earn on average per month as a domestic worker? Including tips, transport money, and any additional pay from your employer. If you are not currently working, how much were you earning when working as a domestic worker? Only include income from domestic work.

Earnings from domestic work

	By Work Type		By Primary Roles			
	Full-time one client	Part-time multiple clients	Cleaning	Gardening	Childcare	Elderly care
<R1500 a month	6%	10%	9%	18%	7%	5%
R1501 - R2000 a month	7%	10%	10%	15%	4%	5%
R2001 - R2500 a month	6%	7%	7%	8%	6%	6%
R2501 - R3000 a month	11%	13%	13%	11%	14%	9%
R3001 - R4000 a month	17%	18%	19%	15%	11%	25%
R4001 - R5000 a month	22%	19%	19%	18%	18%	17%
R5001 - R6000 a month	14%	12%	12%	8%	24%	6%
R6001 - R7000 a month	7%	6%	6%	4%	4%	14%
R7001 - R8000 a month	6%	3%	3%	3%	6%	9%
>R8000 a month	5%	1%	1%	1%	7%	5%

Notes: How much money do YOU earn on average per month as a domestic worker? Including tips, transport money, and any additional pay from your employer. If you are not currently working, how much were you earning when working as a domestic worker? Only include income from domestic work.

ADDENDUM

How much money do YOU earn on average per month from OTHER work? Include all work that YOU do that is NOT domestic work.

I only earn money from domestic work	<div></div>	51%
Less than R1500	<div></div>	13%
R1501 - R2000 a month	<div></div>	8%
R2001 - R2500 a month	<div></div>	3%
R2501 - R3000 a month	<div></div>	5%
R3001 - R4000 a month	<div></div>	7%
R4001 - R5000 a month	<div></div>	6%
R5001 - R6000 a month	<div></div>	4%
R6001 - R7000 a month	<div></div>	2%
R7001 - R8000 a month	<div></div>	1%
More than R8000 a month	<div></div>	1%

How much money do YOU receive from OTHER sources on average per month? Include any income that other members of your household contribute, and income from child maintenance, a private pension, or insurance policy payout. **DO NOT include SASSA grant money.**









R0 - Only one earning money in household	<div></div>	64%
Less than R1000	<div></div>	12%
R1001 - R1500 a month	<div></div>	7%
R1501 - R2000 a month	<div></div>	3%
R2001 - R2500 a month	<div></div>	2%
R2501 - R3000 a month	<div></div>	2%
R3001 - R4000 a month	<div></div>	3%
R4001 - R5000 a month	<div></div>	2%
R5001 - R6000 a month	<div></div>	2%
R6001 - R7000 a month	<div></div>	1%
More than R7000 a month	<div></div>	1%

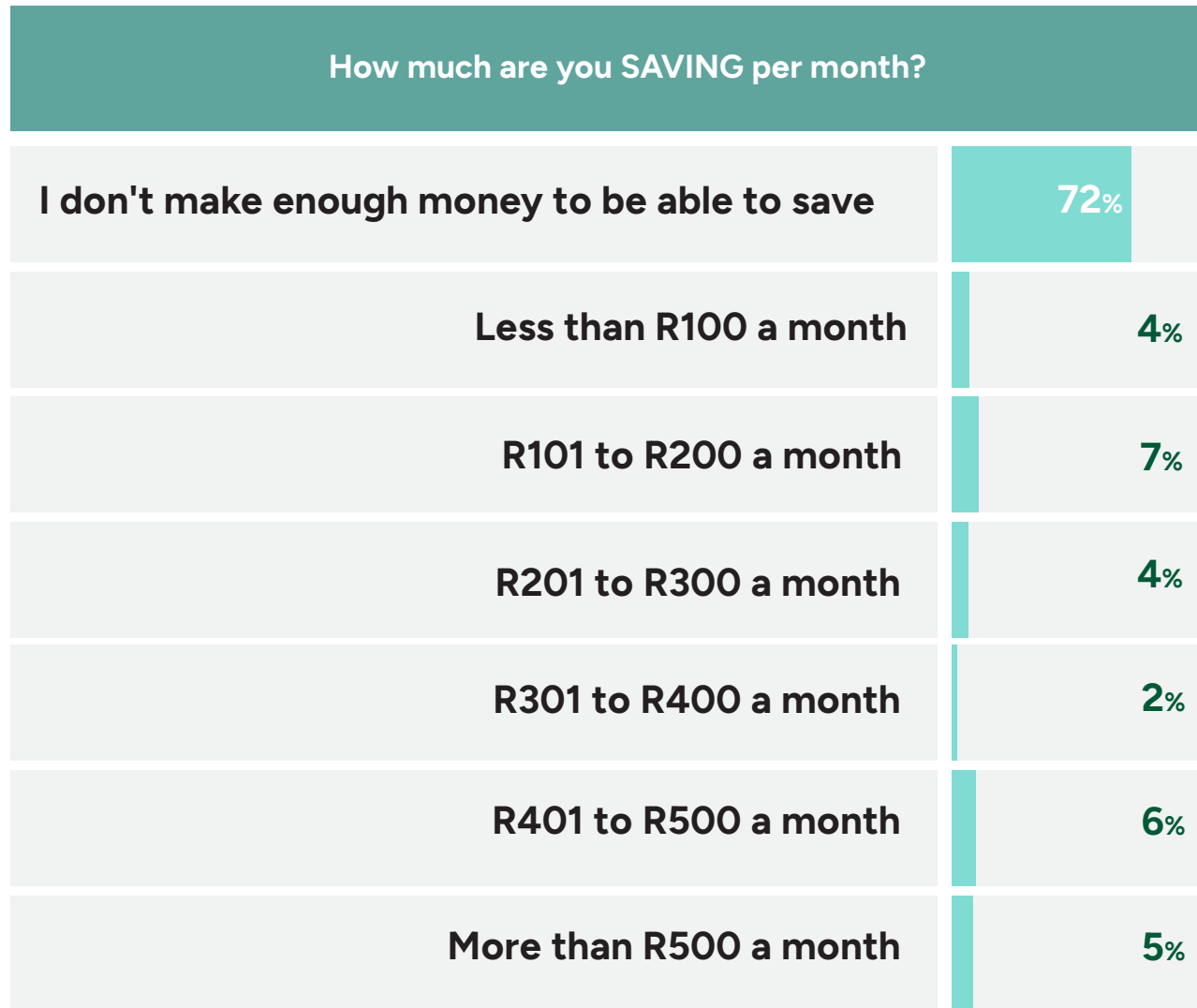
Additional Income

How much money do you receive from SASSA grants on average per month? Include any income from grants earned by ANY member of your household.

R0 - Does not receive any income from SASSA grants	<div></div>	77%
Less than R500	<div></div>	4%
R501 - R1000 a month	<div></div>	11%
R1001 - R1500 a month	<div></div>	4%
R1501 - R2000 a month	<div></div>	2%
R2001 - R2500 a month	<div></div>	1%
R2501 - R3000 a month	<div></div>	0%
R3001 - R4000 a month	<div></div>	0%
R4001 - R5000 a month	<div></div>	0%
R5001 - R6000 a month	<div></div>	0%
Not specified	<div></div>	1%

Did you or anyone in your household receive financial support from the government (like SASSA grants) in the last 3 months?

No-one in my household receives any grants		77%
Child support grant		20%
Old age pension		2%
COVID grant		2%
Disability grant		0,5%
Foster child grant		0,2%
Care dependency grant		0,1%
Other grant		0,4%



ADDENDUM

Expenditure

How much do you spend per month on FOOD?

Less than
R500 a
month

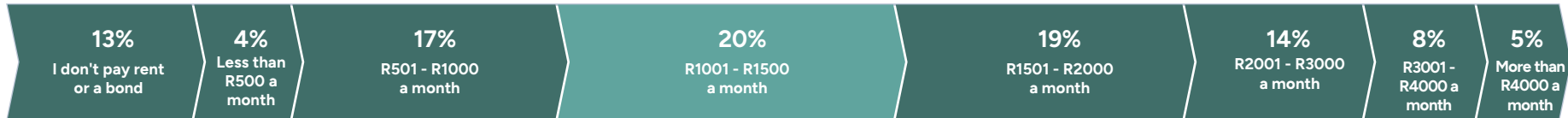


How much do you spend per month on TRANSPORT?

Less than
R100 per
month



How much do you spend per month on RENT OR BOND?



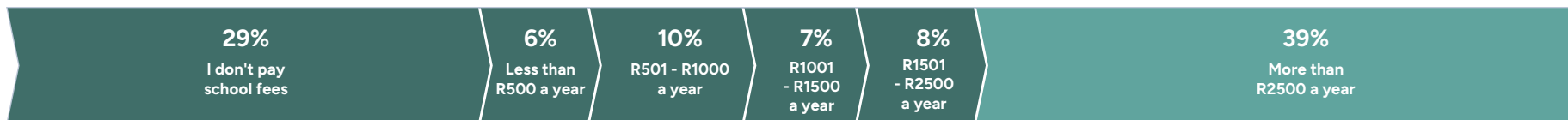
How much do you spend per month on ELECTRICITY?



How much do you spend per month on DATA & AIRTIME?

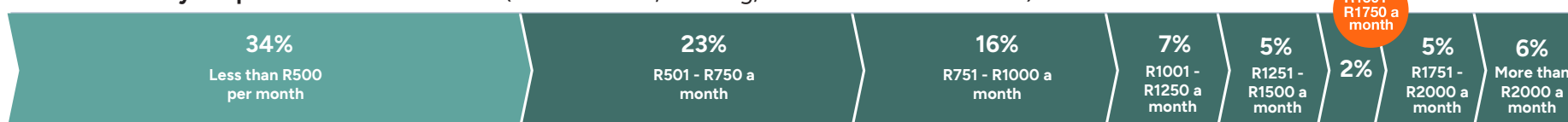


How much do you spend per year on SCHOOL FEES?

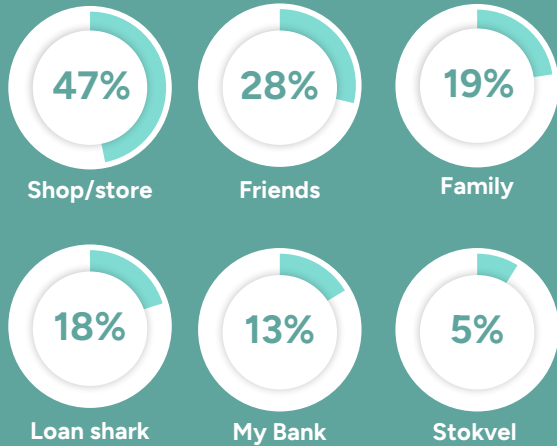


How much do you spend on OTHER ITEMS? (Personal care, clothing, church or entertainment)

R1501 -
R1750 a
month



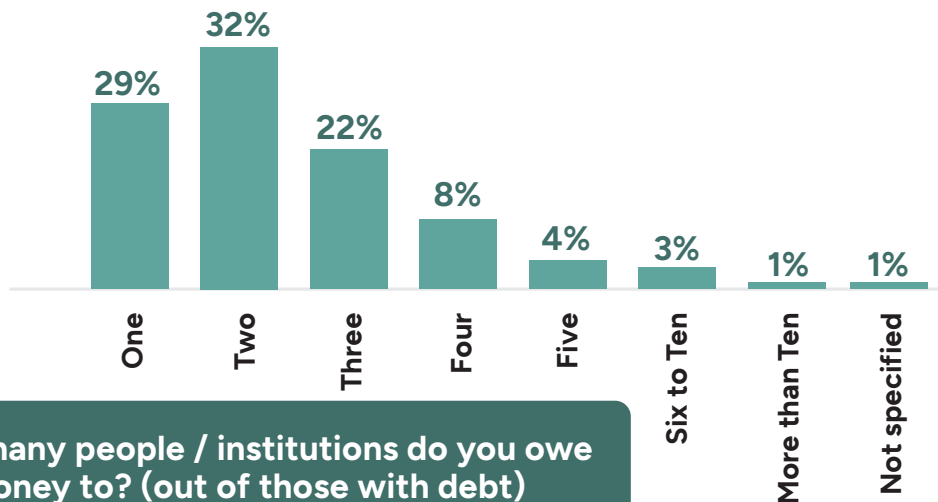
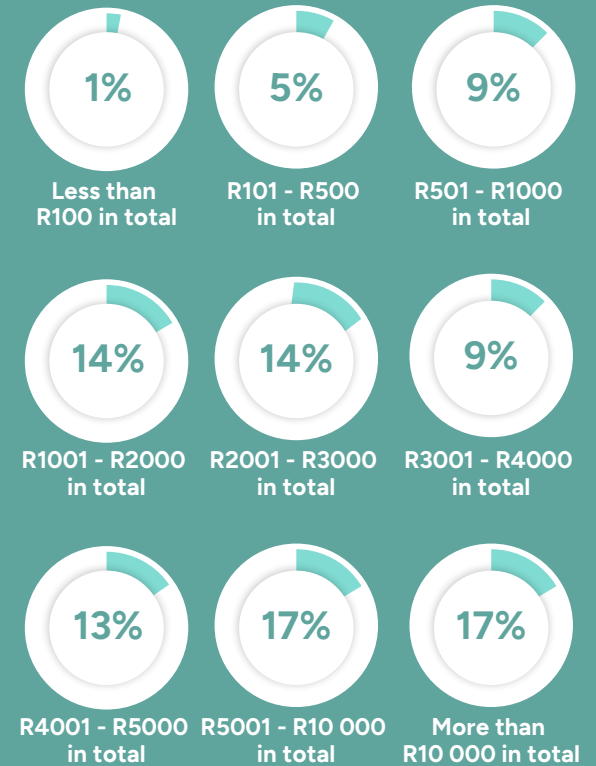
Who do you owe money to?



How long will it take you to pay off your debt?



How much money do you owe to all your debtors?



How many people / institutions do you owe money to? (out of those with debt)

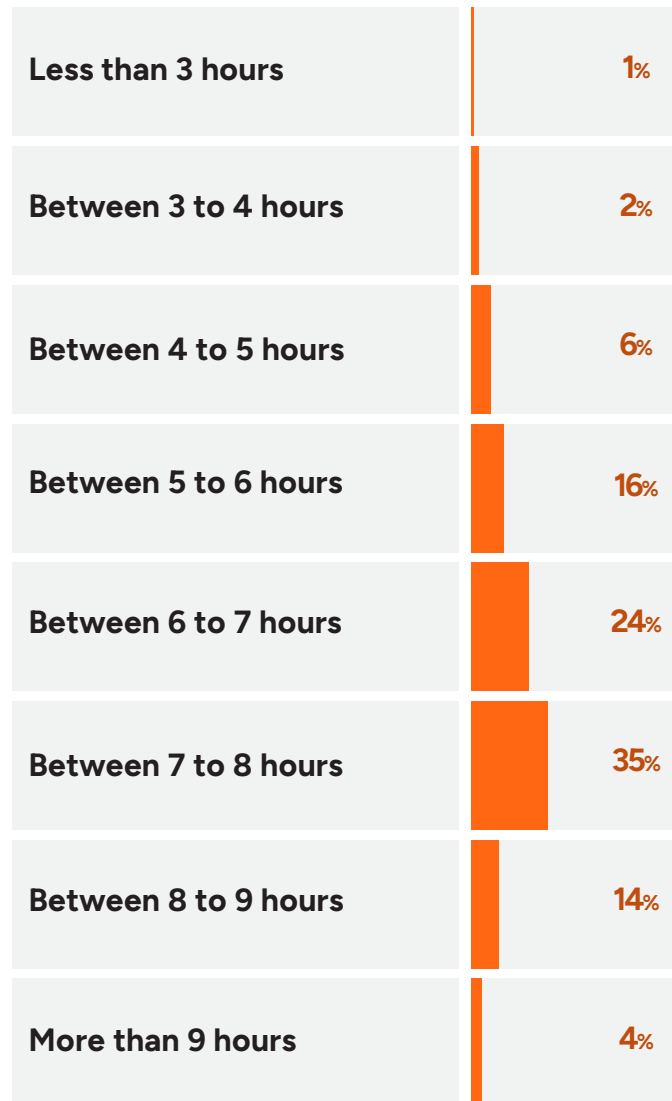
ADDENDUM

Working conditions

In a normal week (when you are working as a domestic worker), how many days of the week are you doing domestic work?



On the days you go to clients / employers, how many hours on average are you working for in the day?



On a normal day, how long does it take you to get from home to your clients/employers?



ADDENDUM

Working conditions

Do you feel safe travelling to your clients/employers?

Yes - always

50%

Yes - most of the time

37%

No - not often

12%

No - never

1%

Are you registered for UIF?
(Unemployment insurance fund)

Yes

5%

No

82%

I am not sure

13%

Do you get paid leave?

Yes, I get paid leave

7%

Yes, from some clients






















10%

No, I get no paid leave

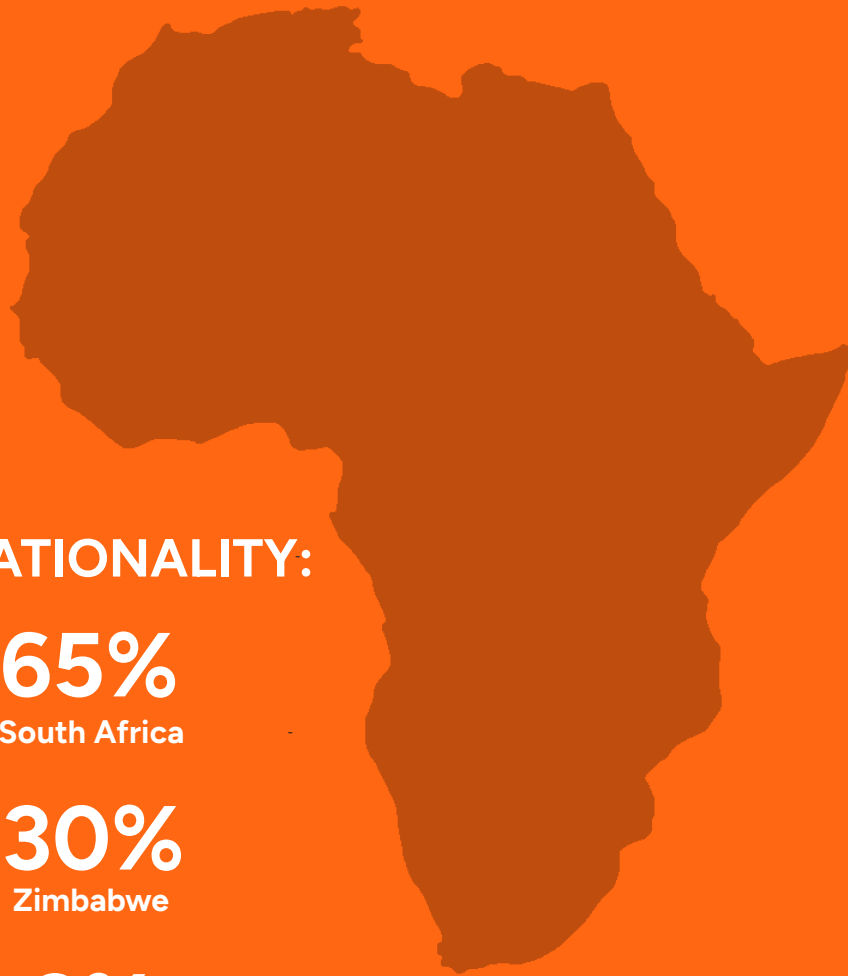
83%



What negatively impacts your mental health THE MOST?	Total	Female	Male
Unemployment	42%	42%	46%
Debt / Financial Stress	26%	26%	24%
Family Problems	21%	22%	17%
Crime	3%	3%	4%
Domestic Abuse	3%	3%	2%
Community Violence	2%	2%	5%
Housing / Threat of losing your home	1%	1%	2%

How do you take care of your mental health?	Total		Female		Male	
Going to church / Spending time with your minister or religious community		42%		43%		37%
Spending time with friends or family		30%		31%		26%
Exercise / Spend time outdoors		24%		22%		44%
Volunteering to help others		9%		9%		15%
Taking medication		5%		5%		5%
Seeing a mental health specialist (like a therapist or psychologist)		4%		4%		6%
Nothing (I don't do anything specific to take care of my mental health)		15%		15%		11%

Unemployment: Demographics



NATIONALITY:

65%

South Africa

30%

Zimbabwe

3%

Malawi

2%

Other

Median Age

35

Which province of South Africa
did you work in (when you last did
domestic work)?

54% Gauteng

27% Western Cape

13% Kwazulu-Natal

6% Other

GENDER

85%

Women

11%

Men

3%

Other



ADDENDUM

GENDER

79%

Women

18%

Men

3%

Other

NATIONALITY

62%

South Africa

37%

Zimbabwe

1%

Lesotho

Median Age

36

Shifting To Different Jobs: Demographics

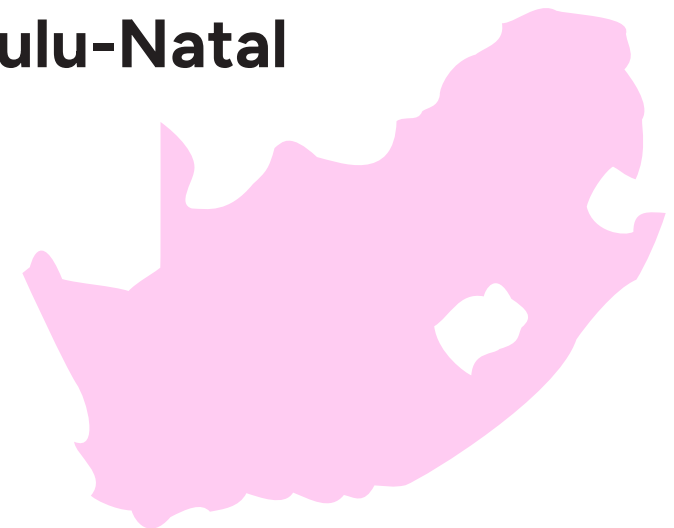
Which province of South Africa
did you work in (when you last did
domestic work)?

49% Gauteng

34% Western Cape

11% Kwazulu-Natal

6% Other



ADDENDUM

Job Loss: Demographics

GENDER

89%

Women

9%

Men

2%

Other

NATIONALITY

51%

South Africa

44%

Zimbabwe

4%

Malawi

1%

Other

Median Age

35

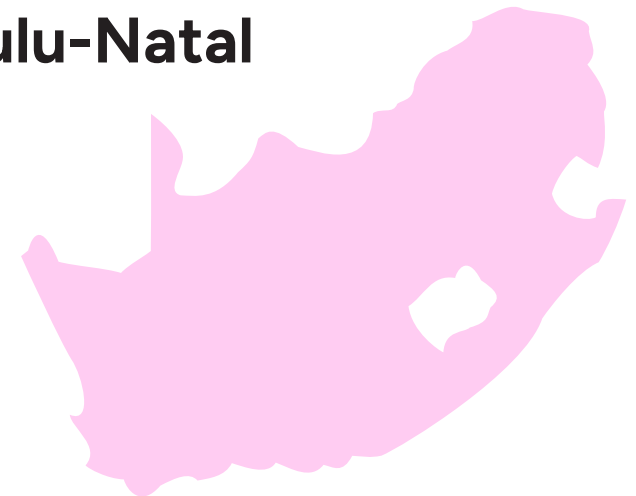
Which province of South Africa
did you work in (when you last did
domestic work)?

54% Gauteng

37% Western Cape

6% Kwazulu-Natal

3% Other



Why did you lose your job in the last year?

I chose to leave my job because of how my employer treated me (poor treatment or abuse)	3%
I chose to leave my job because of my health	1%
I chose to leave my job for other personal reasons	10%
I chose to leave my job to take care of a relative or child	7%
I lost my job for a different reason	21%
I reached retirement age	0%
I was dismissed by my employer	4%
My employer could not afford to pay me	16%
My employer moved home	38%

If you lost your job due to your employer moving home, do you know where they moved to?

They moved to another place in the same city	6%
They moved to a different city in South Africa	34%
They moved overseas	48%
I don't know where they moved	12%

If you were dismissed by your employer, why?

My employer was unhappy with the quality of my work	21%
I struggled to get to work on time	5%
I often could not go to work	5%
I was dismissed for a different valid reason	26%
I do not believe that I was dismissed for a valid reason	37%

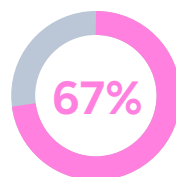
Were you a live-in worker with your previous employer?

No, I was live out (I did not live with my employer)	83%
Yes, I was live-in (I lived on the same property as my employer)	17%

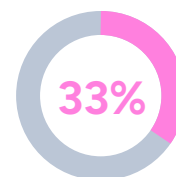
How long did you work for your previous employer?

Less than 3 months	7%
3 months to a year	23%
1 to 3 years	41%
3 to 5 years	16%
More than 5 years	12%
Not specified	1%

Have you been able to **find other work** since losing your job?



No



Yes

How long did you work for your previous employer?

Were you given notice that you would lose your job?	Less than 3 months	3 months to 1 year	1 to 3 years	3 to 5 years	More than 5 years	Not Specified
I was not given any notice	57%	38%	35%	22%	28%	75%
I was given one week's notice	17%	12%	7%	0%	7%	0%
I was given less than 1 month's notice	0%	17%	19%	7%	16%	0%
I was given more than 1 month's notice	26%	34%	40%	71%	49%	25%

Were you given notice that you would lose your job?	
I was not given any notice	35%
I was given one week's notice	8%
I was given less than 1 month's notice	14%
I was given more than 1 month's notice	43%

Did you receive any compensation from your employer when you left your job?	
Yes, I received one payment from my previous employer	38%
Yes, previous employer paid me for a period, but has stopped	12%
Yes, my previous employer is still paying me	0,4%
Yes, receive a pension from my employer or from a private pension fund	2%
No, I received no compensation	45%
Other	3%

How long did you work for your previous employer?

Did you receive any compensation from your employer when you left your job?	Less than 3 months	3 months to 1 year	1 to 3 years	3 to 5 years	More than 5 years	Not specified
Yes, I received one payment from my previous employer	20%	44%	42%	34%	28%	25%
Yes, my previous employer kept paying me for a period, but has now stopped	6%	10%	8%	22%	16%	0%
Yes, I receive a pension from my employer/private pension fund	0%	2%	1%	3%	7%	0%
Yes, my previous employer is still paying me	0%	1%	1%	0%	0%	0%
No, I received no compensation	74%	42%	42%	38%	44%	75%
Other	0%	1%	5%	3%	5%	0%